

SUBJECT:	Community and Corporate Plan Performance Update
MEETING:	Performance and Overview Scrutiny Committee
DATE:	30th January 2024
DIVISIONS/WARDS AFFECTED:	All

1. PURPOSE:

- 1.1 To provide the committee with an update on the progress that has been made to deliver the commitments set out in the Community and Corporate Plan 2022-28.

2. RECOMMENDATIONS:

- 2.1 That the committee use this report to scrutinise the council's performance during the first six months of 2023/24 and agrees any areas they would like to examine in greater depth as part of their forward work programme.

3. KEY ISSUES:

- 3.1 In April 2023, Council approved the Community & Corporate Plan 2022 -2028. The plan establishes a clear purpose to become a zero-carbon county, supporting well-being, health and dignity for everyone at every stage of life. The plan sets six objectives, also the Council's well-being objectives, for Monmouthshire to be a:
- Fair place to live where the effects of inequality and poverty have been reduced;
 - Green place to live and work with reduced carbon emissions and making a positive contribution to addressing the climate and nature emergency;
 - Thriving and ambitious place, where there are vibrant town centres and where businesses can grow and develop;
 - Safe place to live where people have a home they feel secure in;
 - Connected place where people feel part of a community and are valued;
 - Learning place where everybody has the opportunity to reach their potential.
- 3.2 These objectives are underpinned by a series of commitments and more detailed actions that will ensure that the organisation is able to deliver on its ambition. Appendix 1 provides an update on progress made during the first six months of 2023/24. These are focused on the commitments set out under 'what we want to achieve' section of the plan.
- 3.3 The Community and Corporate Plan was produced against a backdrop of economic uncertainty with the council facing rising costs alongside increased demands. The ambition outlined in the document looks to the long term, aims to address many complex challenges and is focused on the well-being of current and future generations. Delivery of new commitments is in its early stages. This should be considered when assessing progress as improved outcomes are unlikely to be seen in the short term. In many instances the report is capturing progress against milestones. These will show whether progress is being made towards the longer-term objectives.
- 3.4 The update includes the latest available data for the performance measures identified in the Community & Corporate Plan. The 'latest' column in the data tables provided includes data

for quarter 2 of 2023/24. The 'previous' column includes data for 2022/23. Not all data is produced quarterly and where figures refer to different periods this is highlighted in the table.

- 3.5 When the plan was approved by Council, Cabinet were tasked with keeping the targets under review and to update these where necessary. This update includes the annual targets that have been established by Cabinet for the year 2023/24. Cabinet has agreed to receive a report in the first quarter of 2024/25 setting out revised measures alongside targets for performance up to 2026/27. This will move towards improved measurement of outcomes rather than outputs wherever possible.
- 3.6 This report focusses on *progress updates* against actions and performance so far in 2023/24. A more detailed *evaluation* of outcomes and impact of this work will be undertaken at the end of the year. This will be available to the committee prior to being presented to Council for approval.
- 3.7 Each objective has been scored based on the council's self-evaluation framework using a scale of 1-6, where 1 is unsatisfactory and 6 excellent, as show in Appendix 1. This provides an in-year assessment based on the progress made so far in 2023/24; this will be re-assessed at the end of the financial year.
- 3.8 The report highlights where progress is being made and performance targets are on track to be met in 2023/24 and some areas where progress or performance is not meeting targets. Key areas for particular consideration include:
- A fair place to live: Level 4 (Good). We want to tackle the effects of poverty. This will take time. In the short-term we are focused on some of the things that will help alleviate the cost-of-living crisis and provide families with some stability. Universal free school meals have been rolled out in all primary schools to benefit families with young children. A total of 170,777 meals were provided throughout September and October, with 76% of pupils receiving the meals. We have supported families experiencing food insecurity, through community fridges, food clubs and Food and Fun provision which served up 8,632 healthy meals through the summer holidays. We are committed to working with and alongside communities and have demonstrated this with a participatory budgeting scheme to ensure grants received are targeted and spent effectively.
 - A green place to live: Level 3 (Adequate). We have a clear commitment to reducing our impact on the planet. We are refreshing the climate and nature emergency strategy, promoting the circular economy, implementing our socially responsible procurement strategy and partnering with local farmers to develop sustainable local agriculture practices. Thanks to the efforts of residents, we have recycled 72% of waste so far this year. We now have a clear understanding of the carbon we emit as an organisation and are actively reducing this while increasing our capacity to generate renewable energy on our sites. However, we recognise that scale of change required to becoming net zero by 2030 is significant and complex and our resources are not commensurate to this challenge which reflects our scoring of this objective.
 - A thriving and ambitious place: Level 4 (Good). We want to see thriving town centres and be a place where people and businesses succeed. We are developing an Economy, Employment & Skills Strategy which will set the economic ambition of the county. Local partnerships have been established with town councils and other key stakeholders to drive the development of the placemaking plans in Monmouth, Abergavenny and Magor

with Undy. Welsh Government Transforming Towns funding has been secured to support the development of the plans. £6.9 million of funding has been secured for active travel which is being used to develop new and improve existing active travel routes. We have assisted 81 business with advice and support so far this year to help them on their journey.

- A safe place to live: Level 3 (Adequate). We want people to have a safe place to live and have developed a Rapid Rehousing Transition Plan to support anyone experiencing homelessness move into a settled home as quickly as possible. Through a range of activity we have reduced the use of costly and unsuitable B&B accommodation for homeless households from 92 to 59 households in the last six months. We've also succeeded in increasing the percentage of homeless applications who are prevented from becoming homeless from 50% to 68%. The Replacement Local Development Plan (RLDP) Preferred Strategy was agreed by Council in October. As a result of the shortage of development land, phosphate levels in river and delays in the RLDP, fewer affordable homes have been provided, with 13 granted planning permission so far this year.
- A connected place where people care: Level 4 (Good). We are working towards more preventative approaches that will reduce the need for care. In the immediacy, increasing demand and the complexity of social care cases remain challenging. We have developed a micro-carers project to meet demand through small-scale local enterprises who are supporting an increasing number of people (52) in their local community. We are developing a new care home in Portskewett with 32 bedrooms providing long-term support for people living with dementia and also short-term support in the form of respite. Two children's homes have been commissioned through partnership models, one of which is providing specialised provision for young people with very complex needs. A recruitment and retention strategy for our social care workforce has been developed, with a particular focus on addressing areas where there is high demand. We continue to face a number of challenges in being able to respond to people's care and support needs as quickly as we would want.
- A learning place: Level 4 (Good). A range of approaches to reducing barriers to learning for vulnerable pupils have been developed, including a whole school approach to emotional and mental wellbeing and all schools engaging with emotional literacy support assistants. Attendance levels are yet to return to where they were pre-pandemic, with the rate of return slower in secondary schools (88.1%) than primary schools (92.9%) and for those eligible for free school meals. Development of the new King Henry VIII all-through school in Abergavenny is progressing well. The new building will be net zero supporting our commitment to decarbonise our operations. The school will have the capacity for 1,200 secondary and 420 primary age pupils and 200 places for post-16 education.

3.9 Appendix 2 shows the latest data on measures that are being tracked to inform the work in the plan. We want to see positive movement in these measures, but we recognise that our work is only part of a much bigger picture with my partners and other agencies playing a role. As a result, it is not appropriate to set targets against them.

3.10 A dashboard providing further detail on the quantitative measures in the Community and Corporate Plan is updated quarterly on the council's intranet page the Hub. Further information on the activity being undertaken is contained in relevant service business plans.

These are updated quarterly and are also available for members to view on the council's intranet.

- 3.11 An annual self-assessment of performance in 2023/24 will be produced at the end of the year in line with the performance requirements under the Local Government and Elections (Wales) Act 2021 to produce a self-assessment report and requirements under the Well-being of Future Generations Act to produce an annual report showing progress against the Council's well-being objectives.

7. REASONS:

- 7.1 To provide the committee with an update on progress being made so far in 2023/24 to deliver the commitments set out in the Community and Corporate Plan 2022-28.

8. BACKGROUND PAPERS:

[Community and Corporate Plan 2022-28](#)
[Community & Corporate Plan Measurement Framework](#)
[Self-Assessment Report 2022/23](#)

9. AUTHORS:

Richard Jones, Performance and Data Insight Manager
Hannah Carter, Performance Analyst

10. CONTACT DETAILS:

E-mail: richardjones@monmouthshire.gov.uk
E-mail: hannahcarter@monmouthshire.gov.uk

Appendix 1 – Six-month 2023/24 Community & Corporate Plan performance report

The Community & Corporate Plan 2022-28 contains six objectives which focus on the longer-term future of the county and aim to address complex challenges, in line with the Future Generations Act.



The long-term nature of some objectives means that the effects of some activity may not be clearly demonstrable over short timescales, and some activity will have an impact over the longer term. The targets included in this progress report are reflective of where the council aspires to be in 2023/24. Informed by the evidence gathered, each objective has been assessed on a scale of 1-6 based on performance so far in 2023/24 by applying the following principles:

Level	Definition	Description
6	Excellent	Excellent or outstanding – all performance measures have achieved the target set and all actions have been delivered
5	Very Good	Major strengths – a significant majority of actions and measures are on track. No more than one or two falling short
4	Good	Important strengths with some areas for improvement – the weight of evidence shows that the successes are greater than the areas that have not been achieved
3	Adequate	Strengths just outweigh weaknesses – the evidence of success marginally outweighs areas that are not on track. Some actions are behind schedule and some measures are falling short of planned targets
2	Weak	Important weaknesses – the majority of measures and actions have not been achieved
1	Unsatisfactory	Major weakness – in most areas, performance is assessed as moving in the wrong direction and the vast majority of actions have not been delivered

Community & Corporate Plan Objective: A Fair Place to Live

Evaluation Score	
4	<p>Important strengths with some areas for improvement – the weight of evidence shows that the successes are greater than the areas that have not been achieved.</p> <p>Good progress has been made putting in place services that will help people who are struggling with the cost of living. These will help bring stability to peoples’ lives while we work with communities to develop the preventative services that will make a real difference in the longer-term such as our work with partners across Gwent to tackle health inequalities.</p>

What we want to achieve	Progress made so far
Improved life chances for people regardless of income or background	<p>Universal free school meals have now been rolled out to all primary school children, totalling 6,064 pupils. A total of 170,777 meals were provided throughout September and October. Uptake of meals has been varied but has seen an overall increase from 64% of primary school pupils accessing free school meals in April to 76% in October.</p> <p>The council has continued to support those affected by the cost-of-living crisis through a range of methods including the Money Matters campaign which signposts residents to sources of support. The Council also worked with Mind Monmouthshire and Citizens Advice Monmouthshire to set up cost of living support drop-in sessions across the county which offer advice on ensuring people are getting all the money and benefits they are entitled to, making money go further and guidance on managing energy bills. There is also help and advice on getting back into work or more secure employment as well as emotional and wellbeing support. A cost-of-living seminar for members was held to provide an overview of current themes and issues affecting Monmouthshire as well as sources of support.</p> <p>MonLife continued to deliver fun and inclusive activities for children throughout the school holidays. Throughout August, the team successfully delivered 3,363 hours of play provision, with a total of 10,605 attendances, 2,821 of which were children eligible for free school meals. 8,816 meals were provided across all summer provision, and 413 food parcels were raised and provided to families.</p> <p>A new strategic equality plan is being developed to cover the period 2024-28 which will add further detail to the work being developed to progress this objective.</p>

Residents have better access to council services and support needed to live a healthy life

Community fridges continue to be an indirect support for those experiencing food insecurity. Originally intended to reduce food waste, community fridges are an option for families experiencing food insecurity. Community Fridges are currently operating in Monmouth, Abergavenny, Caldicot, Goytre and Chepstow, with around 480 people visit a community fridge each week, and each fridge saves around 2 tonnes of food going to landfill per month. Funding has been secured for consultancy support to help the community fridge volunteers and to look at sustainable funding options, common policies, practices and developing new fridges.

The council has also partnered with a charity called Family Action to develop a series of food clubs in Monmouthshire. These clubs operate on a membership model, whereby people pay an annual membership fee (around £1) and then are able to buy a subsidised bag of groceries each week. They will also have access to welfare advisors and financial inclusion support. Two clubs have been established by the council, one in Chepstow and another in Wyesham; these are in addition to two community-established clubs in Goytre and Abergavenny. Each club has the capacity to support 50 families, with an average of 31 grocery bags being provided each week.

Five primary schools across the county continued to provide healthy meals and activities for children during the summer holidays through Food and Fun. This is a school-based education programme, providing food and nutrition education, physical activity and healthy meals to children from disadvantaged areas during the school summer holidays. Attendances at Food and Fun continues to grow, increasing from 2,005 attendances in 22/23 to 4,316 attendances in 23/24, with schools serving up 8,632 healthy meals. Free meals were also provided in all four youth centres across the county, enabling young people to have access to healthy meals on the days the centres were open, with opportunities to take home food parcels if wanted.

Citizens are able to participate in council and community decision-making and take actions which enable them to shape their own futures

The possibility of reintroducing area committees was discussed at a Democratic Services Committee in June, with the committee concluding that Members should be able to establish an informal forum, but this would not be across the board and only when necessary, given mixed responses to area committees in the past.

To enhance the growth of volunteers, provide continuous assistance, and to ensure a high-quality volunteering experience, the council has developed the Volunteering Good Practice Guide. This interactive document aims to educate staff members responsible for volunteer support and covers a wide range of topics, starting from safe recruitment practices and recording data through Kinetic to the creation and promotion of volunteering opportunities. Additionally, upon completing the guide, participants gain access to a set of online training modules developed in collaboration with Be Community which serve as a resource for the professional development of volunteers. The MonLife team have also worked to promote volunteering opportunities, teaming up with the communications team to produce volunteers' information, stories and videos as part of The Big Help Out and Volunteers Week.

To better enable participatory budgeting funding to lead to effective engagement within communities, funds were divided into four parts; the first, a small grant scheme, You Decide, through which 75 schemes were allocated funding totalling £80k, with around 7,000 citizens involved. The second was reaching communities of interest, including supporting care leavers and young carers with £25k and diverse

communities, which included members of Monmouthshire’s Muslim and Ukraine communities, with £10k. The third was focusing on a very local area and working with that community to decide how best to spend grant funding; examples of spend includes a small community growing area and addressing food/holiday hunger. The final element included working with established community groups who had experience reaching ‘hard-to-reach’ groups; each were given £5k. Spend examples include cost of living support and family fun days.

A formal submission to become an accredited county of sanctuary has been prepared in line with the policy commitment made by council. Alongside this, the authority has enabled the creation of the county’s first Ukrainian community group in Chepstow. A new Strategic Equality Plan is being developed and will be consulted on in December and January ahead of a recommendation to Council in February. It will incorporate our contributions to national action plans on race, disability, gender and LGBTQ+.

Well-being of Future Generations Act impact

Contribution of Council goal to Future Generations Act Well-being Goals						
Prosperous Wales	Resilient Wales	Healthier Wales	More equal Wales	Wales of cohesive communities	Vibrant culture and thriving Welsh Language	Globally responsible Wales
✓		✓	✓		✓	



Well-being Objective: A Fair Place to Live

Adopting community-focused approaches promotes **collaboration** which in turn will support well-being. By working with communities, empowering people and ensuring they can access support we hope to **prevent** problems from occurring. Opportunities are plentiful in our county, so it is vital that everyone can be **involved** to maximise benefits to well-being. This should have a **long-term** benefit to individuals and communities. Our actions will have an **integrated** benefit for many aspects of the act, they will promote a Wales of cohesive communities and overall, help to create a more equal Wales.

Measure	Previous	Latest	Target for 2023/24	Comment
---------	----------	--------	--------------------	---------

Number of children receiving universal free school meals ⁱ	2,583	6,064	All primary school children	6064 is the total number of primary school pupils (excluding nursery) as of September 2023 – all primary school children now have access to free school meals.
Percentage of people successfully completing the exercise referral scheme at week 16 ⁱⁱ	48	56	50	
Percentage of people who feel they are able to influence decisions in their local area ⁱⁱⁱ	20	33	34	Latest figure is for 2021/22, and the previous figure is for 2018/19 – This was not measured as part of the National Survey for Wales 2019/20 or 2022/23.
The percentage of secondary school pupils who take part in the national Make Your Mark survey and Monmouthshire-specific ballot ^{iv}	26	71	72	Previous is figure 2021/22, latest is 2022/23. The 2021/22 figure is a result of limited ability to engage with schools due to disruption such as closures as a result of the pandemic. Monmouth comprehensive school did not take part during 2022/23.
Percentage of people who volunteer ^v	32	39	40	
Number of local employers who make disability confident employer pledge ^{vi}	35	46	50	
Percentage of the population who can speak Welsh ^{vii}	16.6	15.9	16.9	
Number of Welsh speakers employed by the council	278	278	303	

Community & Corporate Plan Objective: A Green Place to Live

Evaluation Score	
3	<p>Strengths just outweigh weaknesses – the evidence of success marginally outweighs areas that are not on track. Some actions are behind schedule and some measures are falling short of planned targets.</p> <p>We’re putting a lot of the building blocks in place. This includes new strategies for climate, food and flooding and it will take some time for us to see the full benefit of these. Meanwhile we’ve made good progress in key areas including a 9% reduction in the emissions from our operations, and a 6% increase in the amount of renewable energy we can generate from our estate and exceeding recycling targets. We are committed to becoming net zero by 2030 but recognise that the level of investment required means this is going to be challenging. We cannot be complacent, and this is reflected in the evaluation score.</p>

What we want to achieve	Progress made so far
Council operations are net zero by 2030 and local communities are supported to reduce their own carbon footprint	<p>The Climate Strategy is being reworked into an overarching Climate and Nature Emergency Strategy and is due to be reported in April 2024. This reworked strategy will be underpinned by four action plans to better reflect the breadth of work that is taking place: Internal decarbonisation, Biodiversity and Nature Recovery, Rivers and Oceans and Community climate change. A Climate and Nature Emergency Working Group has already been established, with two councillors from each group represented, and has been renamed the Climate and Nature Emergency Steering Group.</p> <p>The Socially Responsible Procurement Strategy 22-28 was approved by Council in June – a collaborative Socially Responsible Procurement Policy is now being developed with Cardiff City Council and is due to be completed in November 2023. This policy will allow for both councils to use collective efforts to include Economic Development colleagues and technical leads to better engage with local supply chains to promote new requirements and potentially identify supply chain voids. A number of Circular Procurement Carbon Reduction sessions have been held, hosted by WRAP Cymru, with interested stakeholders to better understand the role that procurement can play in helping to reduce carbon emissions through third party spend. A carbon reduction guidance note is in the process of being agreed – this will then be shared with interested stakeholders to capture and reduce carbon.</p> <p>Overall, carbon emissions (tCO2e) from the council’s assets and operations decreased from 48,576 (21/22) to 44,248 (22/23). There is variation in the changes within different operational and direct elements of the council’s emissions and the capture of this data requires further development. Additional expertise and capacity are being sourced to help develop trajectories and pathways to our net zero carbon by 2030 target. This will enable us to establish where we should best be focusing our resources to generate the maximum carbon savings.</p>

Costed trajectory plans are currently being developed and due to be completed by the end of the financial year. An electric vehicle charging infrastructure (EVCI) strategy is also currently being developed; research has been completed by Cenex to identify potential Electric vehicle charging infrastructure requirements and public charging locations. The strategy is due to be presented to Scrutiny in January ahead of being presented for Cabinet approval.

Benthyg Cafes in Monmouth, Abergavenny and Chepstow continue to operate. Benthyg Caldicot is not yet established due to difficulty in finding a key volunteer to support its opening. The long-term sustainability of Benthyg cafes and other circular economy projects remain an area for development due to the high turnover of volunteers, volunteers being reluctant to take on high-level responsibilities and volunteer burnout. The council has applied for SPF funding to appoint 4 Circular Economy Project Officers who will be place based to help address these issues. These officers would add resource to recruit, support, develop and retain volunteers to existing and proposed circular economy projects, and to aid in knowledge sharing between projects.

Nature recovery, improved environmental and river health

The council's Local Flood Risk Management Strategy and Plan are both currently under review. A new combined strategy document is due to be published in 2024. Dŵr Cymru has recently committed to providing phosphate stripping technology at Monmouth and Llanfoist wastewater treatments works by April 2025. This commitment will help bring forward development in the towns of Monmouth and Abergavenny.

The reworking of the Climate Emergency Strategy into the Climate and Nature Emergency Strategy has allowed for biodiversity and nature recovery to take a more prominent role. This will be supported by the updated Biodiversity & Ecosystem Service Forward Plan, the Local Nature Recovery Action Plan (priorities to be agreed by the Local Nature Partnership) and the updated Green Infrastructure Strategy. The Monmouthshire Local Nature Partnership was also relaunched and renamed in Q1. Its purpose is to develop new links across the county to celebrate, conserve and enhance our unique and rich habitat, and bring people together to share best practice and resources to maximise benefits for people and wildlife. The partnership will meet twice yearly; the first meeting took place in spring 2023.

Local Places for Nature (LPfN) further funding has been secured to roll out the Community Nature Spaces (1M) and Green Corridors projects (the latter delivered through the Gwent Green Grid programme) over 2023-25. A further £900k of UK Gov Shared Prosperity Fund (SPF) and Heritage Lottery Funding (HLF) has been secured through the Gwent Green Grid Partnership to deliver green infrastructure and nature-based solutions that supports health and well-being opportunities through collaboration and shared practice.

Sustainable local agriculture and farming practices with public services and residents

A Localism and Food Strategy is currently being developed. A members' seminar on food and localism, explaining the current context and how the council will progress, has been developed and will be delivered soon, with a draft outline of the strategy being presented to informal cabinet shortly after. A strategy group will then be established to develop the full strategy and monitor its delivery. Commitments

consuming more local and seasonal produce

to supporting rural diversification and foster thriving local food economy are included in the Economy, Employment and Skills strategy, due to be presented to Cabinet in February 2024.

The council continues to work in collaboration with interested community groups to establish clear processes for providing access to council land for food growing. Ten community-led projects were awarded small grants to run sustainable food-growing projects, nine of which were taken forward. Two training events for community groups were held with over 20 settings represented across the sessions. Three food growing and sustainability events were held in May with wide community and partner participation. A website for Monmouthshire Food Partnership is currently being developed which will act as an information portal for the county's sustainable food development activity. The council has joined the Welsh Veg for Schools phase 2 pilot which went live in September. This partnership project aims to bring agroecological Welsh vegetables from small suppliers into school meals.

A regenerative agriculture mentoring scheme has been established in partnership with ACE Monmouth, Monmouthshire Food Partnership, and world-renowned Herefordshire-based 'regen ag' consultant Ben Taylor-Davies (RegenBen). Three Monmouthshire farm businesses including one MCC County Farm tenant were selected through an open application and scoring process. Mentoring will run through 12 months to mid-to-late 2024. The project was promoted at the Usk and Monmouth shows and events are planned to take place in the next few months. A regenerative agriculture discussion group (Talk Farm Regen Monmouthshire) has also been launched, led by a local farmer with support from Sustainable Food Development officers. Two farm walks have been held and more events are planned. A WhatsApp and Facebook group provide forums for discussion and knowledge exchange.

Well-being of Future Generations Act impact

Contribution of Council goal to Future Generations Act Well-being Goals						
Prosperous Wales	Resilient Wales	Healthier Wales	More equal Wales	Wales of cohesive communities	Vibrant culture and thriving Welsh Language	Globally responsible Wales
	✓	✓		✓		✓



Well-being Objective: A Green Place to Live

Monmouthshire is a beautiful place, with a stunning natural and built environment. We have a collective responsibility to ensure this is available for future generations to enjoy so our plans must be focused on the **long-term** and look to **prevent** problems from occurring in years to come. **Involvement** is required with partners and communities to maximise the potential of the environment within the county. Working in **collaboration** with organisations who can enhance our environment will provide expertise in all aspects of our work, for example this will allow us to trial the latest technologies in renewable energies. Creating a healthy and resilient area for people to enjoy demands the **integration** of this objective as the environment within Monmouthshire forms such an important part of achieving a range of goals.

Measure	Previous	Latest	Target for 2023/24	Comment
Carbon emissions (tCO ₂ e) from the council's assets and operations ^{viii}	48,576	44,248	40,500	Latest figure is 2022/23, previous is 2021/22. Measures and targets to be reviewed as part of the development of the decarbonisation strategy.
Capacity (MW) of renewable energy equipment installed on the council's estate	6.224	6.598	6.640	Latest figure is 2022/23, previous is 2021/22. Measures and targets to be reviewed as part of the development of the decarbonisation strategy
Number of active travel routes in development ^{ix}	16	14	16	These reflect annual figures and are linked to the funding available each year and the size and scale of projects delivered
Number of active travel routes created or enhanced	17	9 Cumulative: 26	18 Cumulative: 35	These reflect annual figures and are linked to the funding available each year and the size and scale of projects delivered.
Percentage of municipal waste sent for recycling, reuse or composting ^x	69.97	72.93	70	

The number of allotment plots created by the council and through private sites supported by the council	New measure	New measure	31	
---	-------------	-------------	----	--

Community & Corporate Plan Objective: A Thriving and Ambitious Place

Evaluation Score	
4	<p>Important strengths with some areas for improvement – the weight of evidence shows that the successes are greater than the areas that have not been achieved.</p> <p>Much of the work in the recent period has been focused on developing plans to improve our places. We’ve been able to secure funding for much of this work which has led to a higher evaluation score. We’ve also begun to see shovels in the ground on some projects, in particular our active travel schemes alongside improvements against key measures..</p>

What we want to achieve	Progress made so far
Vibrant town centres which bring people together and attract investment	<p>Local partnerships have been established with town councils and other key stakeholders to drive and oversee the development of the placemaking plans in Monmouth, Abergavenny and Magor with Undy. Initial discussions have taken place with local stakeholders about a new placemaking plan for Caldicot. Welsh Government Transforming Towns funding has been secured to support the development of the plans, which are due to be presented for cabinet approval in October 2024. The Wye Valley Villages Plan for the Future delivery group is taking forward work around key priorities it has identified, focusing on broadband provision, traffic and road safety, sustainable transport, and the River Wye. The Lower Wye Valley Tracks and Trails project is also underway via a wide public engagement process led by the Wye Valley AONB. The intent is to develop an integrated recreational access strategy and action plan for the lower Wye Valley in Monmouthshire, reflecting the importance that was attached to the recreational network through the consultations on the Wye Valley Villages Plan.</p> <p>Development of strategic building improvement projects in Caldicot, Chepstow and Monmouth town centres is underway. Implementation will be funded by the council, Welsh Government Transforming Towns funding, and match funding from local partners. A detailed audit of town centre vacancies was undertaken in Chepstow and Monmouth – the key areas of concern – to understand factors affecting vacancy rates and how the council and partners can best support to minimise vacancies. The town centre building improvement grant scheme is being used to help bring empty/underused properties back into use. The council is also working with Usk Town Council on the development of proposals for public realm improvements in Bridge Street and Twyn Square. Proposals for public realm and active travel improvements in Monnow Street have been developed through extensive consultation and engagement with residents, businesses and stakeholders, and have been adopted for delivery by the council.</p>
People of all ages and backgrounds have the skills	An Economy, Employment & Skills Strategy is being developed and is due to be presented for Cabinet approval in February. This will include an action plan setting the economic ambition for the county and providing a strategic framework that guides future economic development

to do well in work or start their own business

interventions. The employment team is providing support to anyone interested in starting their own business via the Business Monmouthshire project, funded by the Shared Prosperity Fund. A total of 45 potential entrepreneurs have been provided with assistance to be business ready throughout the last six months. The team have also worked to create a weekly six-step programme to support individuals into employment which was piloted in Abergavenny and Caldicot. This includes a mock job interview to help individuals improve their skills and secure employment. The team also held two job fairs in Abergavenny and Caldicot with a combined attendance of 225 attendees and 80 employers/providers.

A Monmouthshire food and drink business cluster has been developed, aiming to hold a series of events and networking opportunities to encourage collaboration and knowledge exchange among local small and micro businesses and start-ups. The programme of events has now been confirmed and announced, with booking for the first event opened in September.

Sustainable Transport and Infrastructure

A Local Transport Plan is currently being developed and is due to be presented to Public Services Scrutiny Committee before being presented to Cabinet in February. Discussions are ongoing with a provider to develop a pool car pilot scheme that will improve access to pool vehicles, reducing emissions and the cost of business mileage. Procurement is being undertaken to launch an initial scheme of 10 electric/hybrid vehicles.

Active Travel continues to expand, with £500k core funding and £6.9m funding achieved through ATF funding for financial year 23/24 to develop new and improve existing active travel routes. This has so far been used to implement quick but effective changes, including installing dropped curbs at various locations. An active travel live counter dashboard is now fully operational, with 6 live counter sites uploading information twice daily. These sites are based in designated localities for continual baseline active travel monitoring. Countryside counters have also been incorporated to provide a single source of foot and cycle traffic within MonLife. Active travel colleagues are working with colleagues in planning and other departments to ensure future LDP sites have maximum active travel potential prior to habitation.

Well-being of Future Generations Act impact

Contribution of Council goal to Future Generations Act Well-being Goals						
Prosperous Wales	Resilient Wales	Healthier Wales	More equal Wales	Wales of cohesive communities	Vibrant culture and thriving Welsh Language	Globally responsible Wales



Well-being Objective: A Thriving and Ambitious Place

This goal is aimed at the **long-term** viability of Monmouthshire as a thriving place to live, work and visit. The location of Monmouthshire as the gateway to South East Wales means we must embrace working with neighbouring areas to maximise opportunities. Keeping Monmouthshire thriving and well-connected promotes **integration** and impacts on the social, economic, environmental and cultural well-being of the county. This requires **collaboration** with local businesses and other organisations, and **involvement** from the local community to maximise opportunities. Considering the global well-being of Wales is also important and this goal focuses on ensuring decisions are made with future generations in mind and takes a **preventative** approach to enable the retention of young people.

Measure	Previous	Latest	Target for 2023/24	Comment
Annual economic impact of tourism (£) ^{xi}	182.79m	285.08m	3.8% growth pa	Previous is 2021 and latest is 2022.
Number of businesses assisted during the year by the local authority and its partners	55	81	160	These reflect annual figures and are linked to the funding available each year and the size and scale of projects delivered.
Number of working age people supported into employment during the year through action by the local authority	142	77	90	These reflect annual figures and are linked to the funding available each year and the size and scale of projects delivered.
Percentage of school leavers not in education, employment or training ^{xii}	2	1.8	1.6	Previous is 2021/22, latest is 2022/23.
Percentage of care experienced young people who have completed at least three months in education, training or employment by the age of 19	Not available	72.7	74.5	Latest is 2022/23.
Percentage of local authority vehicle fleet which is ultra-low emission	8	8	9	

Community & Corporate Plan Objective: A Safe Place to Live

Evaluation Score	
3	<p>Strengths just outweigh weaknesses – the evidence of success marginally outweighs areas that are not on track. Some actions are behind schedule and some measures are falling short of planned targets.</p> <p>We've been able to increase the availability of accommodation and have developed new approaches and partnerships to support people. This has contributed to an 18-percentage point improvement in homeless prevention and a 35% reduction in the use of bed and breakfast accommodation.</p>

What we want to achieve	Progress made so far
Increased supply of good quality affordable housing	<p>The Replacement Local Development Plan (RLDP) amended Preferred Strategy was endorsed for consultation by Council in December 2022. The consultation resulted in approximately 220 responses and 650 representations on the Candidate Sites register. Of significant note, the Welsh Government Planning Division's response was supportive. As a result of the consultation, a small number of changes were proposed, with this amended strategy being presented for scrutiny in September before being approved by Council in October. This amended strategy will form the basis for the Deposit Plan, due to be reported to Council in Spring 2024 for endorsement for public consultation. The continued delay in progressing the RLDP has meant that few affordable homes have been progressed, with just 48 units of affordable housing delivered in 22/23 and 13 granted planning permission so far this year.</p> <p>There is a risk that the Council will be unable to proceed with the Deposit RLDP if appropriate Gypsy, Roma and Traveller sites are not identified. Three sites have been identified by Cabinet following assessments by officers of council owned land. These sites will be subject to public consultation. Cabinet's decision on which Gypsy, Roma and Traveller sites will be included in the Deposit Plan will be informed by the findings of this consultation.</p>
Reduce the number of people who become homeless	<p>A Rapid Rehousing Transition Plan and accompanying Action Plan were adopted by Cabinet in April, in line with requirements from Welsh Government. This plan aims to increase the prevention of homelessness and to make time spent by homeless households in temporary accommodation brief. A young person's homeless panel has been established and work is ongoing. Attendees include the housing and housing support teams, the economy, employment and skills teams as well as colleagues from Compass – the youth homelessness project. The findings of this work will inform future planning and will help us to focus resources where they are needed.</p> <p>Through Rapid Rehousing the council has facilitated increased resources into homeless prevention, for example through additional staffing and the availability of the Homeless Prevention Fund. New arrangements have been established with partner agencies such as the DWP and</p>

Shared Benefit Service to support more people at risk of homelessness. Between April and October 2023, 165 awards were given to both households at risk of homelessness to help tackle arrears/debt and households experiencing homelessness to enable them to remain in their current accommodation or access alternatives. The Council has also built on previous initiatives to support homeless households, such as introducing Housing First, substance misuse support and support for young people with higher need through the recent expansion of the Housing First scheme with Pobl and the introduction of MoYo - dedicated housing floating support for young people. These initiatives have contributed to the increase in the percentage of homeless applications who are successfully prevented from becoming homeless from 50% at year-end 22/23 to 68.3% currently.

The council has also increased the availability of both temporary and settled homes for homeless households through a range of means including partnerships with private landlords through Monmouthshire Lettings; more social homes being allocated to homeless households; more homes through new build developments and acquisitions. This has included dedicated temporary accommodation for young people; the council has been well supported by Monmouthshire Housing, Pobl and Melin in this regard. The increased support for those at risk of homelessness combined with the increase in availability of both temporary and settled accommodation have both contributed to the reduced use of costly bed and breakfast, B&B, accommodation; the number of homeless households in bed and breakfast accommodation has decreased from 92 at year-end 22/23 to 59 currently.

A more energy efficient housing stock with a lower carbon footprint

The council's ECO4 Flexibility Eligibility Statement of Intent was published in August, setting out the eligibility criteria for the scheme which runs until 2026. The Energy Company Obligation (ECO) is a government energy efficiency scheme which aims to reduce carbon emissions and tackle fuel poverty by improving the energy efficiency of homes occupied by residents on low incomes who are vulnerable to the cold, and/or live in homes that are hard to heat. The role of the council is to assess the eligibility of applicants; a business support officer will be appointed to assist in verifying applications.

Communities in which everyone feels safe and respects each other

The extension of three Public Spaces Protection Orders (PSPOs) in Bailey Park, Abergavenny Lower and Monmouth Town were approved in September. All three PSPOs were extended by three years to October 2026. Historically, there have been issues with Anti-Social Behaviour (ASB) in these locations relating to the consumption of alcohol; PSPOs provide police with powers to deal with people in possession of alcohol who had caused, were causing or likely to cause ASB.

A Gwent regional violence against women and domestic sexual violence (VAWDASV) strategy had been developed and agreed. The strategy is now being implemented through partnership arrangements.

Well-being of Future Generations Act impact

Contribution of Council goal to Future Generations Act Well-being Goals						
Prosperous Wales	Resilient Wales	Healthier Wales	More equal Wales	Wales of cohesive communities	Vibrant culture and thriving Welsh Language	Globally responsible Wales
	✓		✓	✓		✓



Well-being Objective: A Safe Place to Live

It is important the council **collaborates** with partners and **integrates** with their plans to reduce homelessness and ensure people can stay in their own homes and communities wherever possible. **Involving** and working with partners and community members is essential to develop communities in which everyone feels safe and respects each other. The Replacement Local Development Plan has a focus on **long term** and has affordable housing and a well-connected net zero carbon development at its heart. A focus on **preventing** problems occurring is essential to creating a safe place that people are proud to call home.

Measure	Previous	Latest	Target for 2023/24	Comment
Number of affordable homes granted planning permission in year	50	13	N/A	
Average time (months) homeless households spend in Band 1 with a homeless duty before moving on to settled/permanent accommodation	10.2	10.9	<10	
Percentage of homeless applications who are successfully prevented from becoming homeless	50	68.3	55	
Number of homeless households in bed and breakfast accommodation	92	59	75	
Number of 16- and 17-year-olds in bed and breakfast accommodation	0	2	0	
Number of homeless households in temporary accommodation	117	130	176	

Community & Corporate Plan Objective: A Connected Place Where People Care

Evaluation Score	
4	<p>Important strengths with some areas for improvement – the weight of evidence shows that the successes are greater than the areas that have not been achieved.</p> <p>We have seen improvements in a number of key measures, including reductions in the size of care packages following reablement and positive outcomes from Building Stronger Families interventions. We are prioritising those in greatest need, but increased demand and finite resources mean we cannot meet everyone’s needs in a timely way with 84% of people using adult social care reporting that they were happy with their care and support. A full evaluation was presented to Council as part of the Chief Officers Annual Report in November 2023.</p>

What we want to achieve	Progress made so far
High quality social care which enables people to live their lives on their terms	<p>Additional placements are being provided for vulnerable children and young people who require support. Two children’s homes have been commissioned through partnership models, one of which is providing specialised provision for young people with very complex needs. A revised children’s social services placement strategy is being developed and further opportunities to develop residential and supported accommodation placements are being progressed.</p> <p>Support is being provided to 204 children who are looked after (September 2023), of which an increasing number (17) are unaccompanied asylum-seeking children who are part of the UK wide National Transfer Scheme. The demand for appropriate placements remains high in a low supply environment at a local, regional and national level particularly for those with complex needs or disabilities. Because of this, there is a risk that children may need to be placed in non-regulated provision in emergency situations that is difficult to fully mitigate at present.</p> <p>Work continues on the development of a new care home in Portskewett that is due to open in March 2024, this will create 32 bedrooms providing long-term support for people living with dementia and also short-term support in the form of respite. The design focusses on supporting familiarity for people living with dementia and maintaining connection with the surrounding community. The approach of support provided by staff will also aim to ensure inclusion for the residents in all aspects of daily living.</p> <p>There is a focus on reviewing caseloads and triaging referrals to adult social care to ensure that those most in need are prioritised for assessment and intervention. Support is being provided to 1,595 (September 2023) adults with a care & support plan, which has decreased</p>

from 1,651 in March 2023. On-going pressure across the social care and health system has meant that we cannot respond to people’s care and support needs as in as timely a manner as we would want. There has been a slight increase to 84.2% of services users are happy with their care and support in the last six months.

A healthy and active Monmouthshire where loneliness and isolation are reduced, well-being is promoted, and people are safeguarded

MonLife have continued to focus on their mission to promote healthier lives and inspirational experiences and promote the vibrancy of Monmouthshire as a great place to be. MonLife provided a range of provision over Summer 2023 focused on physical activity and well-being. In total 10,605 sessions (attendances) were held across all summer 2023 play provision. This included the Monmouthshire Games held at all four leisure centres, providing all-day sports provision to 718 children and young people, through 3,185 sessions, across the school summer holidays, this is lower than the 3,414 session the previous summer. The programme promoted learning of new skills, developing confidence, meeting new people, and most importantly having fun through sport. 92% of children said they met a new friend, 71% said they tried a new sport and gave the games an average fun rating of 8.9/10.

A professional and passionate social care workforce

A recruitment and retention strategy for our social care workforce has been developed, with a particular focus on addressing areas where there is high demand. In September 2023 there were 32 vacancies across the social care sector which is a decrease from the 53 vacancies in March 2023. We are prioritising recruitment to essential posts in social care, although recruiting to social care roles in both adults and children’s social services remains a challenge. We are contributing to the development of a Gwent workforce strategy, aligned to which we are developing a five-year Monmouthshire workforce plan.

We remain committed to progressing a place-based approach to social care. The micro-care project is supporting self-employed carers to develop their businesses as well as providing the opportunity for greater oversight and governance of self-employed care workers operating within Monmouthshire. The number of micro carers is steadily increasing, there are currently 20 carers registered (an increase from 9 previously), and these are supporting 52 people in their local community, delivering 390 hours of care and support in total each week.

Well-being of Future Generations Act impact

Contribution of Council goal to Future Generations Act Well-being Goals						
Prosperous Wales	Resilient Wales	Healthier Wales	More equal Wales	Wales of cohesive communities	Vibrant culture and thriving Welsh Language	Globally responsible Wales
		✓	✓	✓		

Well-being Objective: A Connected Place Where People Care



Adopting community-focused approaches promotes **collaboration** which in turn will support well-being. By working with communities, we hope to **prevent** problems from occurring. Opportunities are plentiful in our county, so it is vital that everyone can be **involved** to maximise benefits to well-being. This should have a **long-term** benefit to individuals and communities. Our actions will have an **integrated** benefit for many aspects of promoting a healthier Wales. They will promote a Wales of cohesive communities and overall, help to create a more equal Wales. There is also strong integration with our responsibilities under the Social Services & Well-being Act.

Measure	Previous	Latest	Target for 2023/24	Comment
Percentage of adult service users who have had the right information or advice when they needed it ^{xiii}	75	78.6	77.5	
Percentage of child assessments completed within statutory timescales	92.3	93.2	92	
Percentage of families reporting a positive outcome following a Building Stronger Families team intervention	87.5	100	88.1	
Number of new in-house foster carers recruited in the year	1	1	5	
Percentage of placements of children who are looked after by the local authority made with in-house foster carers	42.2	37.7	42.9	
Number of patients waiting for discharge from hospital for social care reasons (measured on an agreed census date each month)	15	21	14	As at a monthly Census date
Number of attendances at MonGames ^{xiv}	4,070	3,185	4,102	

Number of attendances at Food and Fun ^{xv}	2,005	4,316	3,840	
Number of attendances at Active Play ^{xvi}		200	312	
Percentage of adult service users who are happy with the care and support received ^{xvii}	83.5	84.2	90	
The percentage of packages of reablement completed during the year that mitigated the need for support / achieved a positive outcome	57.6	67.1	60	

Community & Corporate Plan Objective: A Learning Place

Evaluation Score	
4	<p>Important strengths with some areas for improvement – the weight of evidence shows that the successes are greater than the areas that have not been achieved.</p> <p>The quantitative measures we have available to demonstrate progress are limited. New approaches to pupil well-being have been developed to support pupils and families. Like elsewhere in Wales, school attendance has declined since the pandemic. We've rolled out the new curriculum for Wales and the development of the new 3-19, net zero school in Abergavenny has continued at pace. It will take time for these developments to have an effect on pupil outcomes and our judgements are informed by inspections carried out by Estyn.</p>

What we want to achieve	Progress made so far
<p>Improved school attendance and reduced levels of exclusion which remove barriers to learning for vulnerable pupils</p>	<p>A range of approaches have been developed to reduce barriers to learning for vulnerable pupils. The whole school approach to emotional and mental wellbeing is a structured approach for schools which helps them to understand how they are best placed to promote wellbeing. This has a hugely significant effect on children's attendance and achievement in school. The phased engagement of schools has been positive: currently 59% of schools engaged in the approach, an increase from 43%.</p> <p>All schools and settings are engaged with Emotional Literacy Support Assistants (ELSAs) and there currently have 60 practicing ELSAs who access regular supervision, operating across all bar one school in the county, making a positive impact on the lives of numerous pupils. Further training is planned for Spring term, following which every school will have a practicing ELSA/s.</p> <p>Over 500 staff across schools, as well as a range of service areas, have completed Trauma Informed Schools Training (Whole Staff, Senior Leads or Diploma level). Further training is available to schools this academic year. The approach focuses on understanding children/young people presenting with behaviours of concern and raising the awareness and capacity of adults supporting vulnerable pupils.</p> <p>The role of the Community Focused Schools lead is crucial in working with schools and partners to develop activities and relationships for the benefit of the whole school community. Including building relationships, signposting to support and benefits entitlements, poverty proofing schools and providing cost of living support. Work is being developed with the Education Achievement Service (EAS) on Tackling All Aspects of Poverty and developing a whole authority strategy on supporting disadvantaged learners.</p>

There is a risk that our schooling system struggles to adjust to the new patterns of need amongst our children and young people in the post-pandemic period. If children and young people do not feel able to attend school, we cannot provide the support and care that our schools and support services do with such compassion and expertise.

An Education Welfare lead has been appointed and, along with Education Welfare Officers hold attendance consultations with schools regularly to promote attendance and provide bespoke support to families. Since the pandemic, levels of attendance have fallen in schools and across Wales. Attendance levels in primary schools are increasing and returning towards pre-pandemic levels for all pupils, attendance across primary schools was 95.4% in 2018/19 and was 92.9% in 2022/23. The rate of recovery has been slower for eFSM pupils, attendance was 95% in 2018/19 and was 89.3% in 2022/23.

In secondary schools the overall decline in attendance during the pandemic was more significant and was even more substantial for eFSM pupils. Attendance across secondary schools was 95.1% in 2018/19 and 88.1% in 2022/23 and for eFSM pupils, attendance was 90.8% in 2018/19 and 78.7% in 2022/23. There is a wide range of reasons for non-attendance. Secondary school data shows the factors in non-attendance are complex and that an improvement in attendance will be much slower.

There has been an increase in exclusions in schools in Monmouthshire. This academic year, there have been no permanent exclusions that have been upheld in primary school and 5 in secondary schools. A new vulnerable learner lead has been appointed as part of the wider Inclusion team, and this role is offering a renewed and more focused universal offer of advice, guidance and monitoring with regards to managing exclusions, supporting learners at risk of exclusion and supporting their inclusion and admissions.

The benefits of the new curriculum in Wales are maximised through excellent teaching and learning

The Curriculum for Wales has been adopted in all primary schools and is being rolled out in all our secondary schools. This process will continue until the teaching of the first of the new GCSEs in 2025 and their first award in 2027. The Education Achievement Service (EAS) provide a comprehensive package of professional learning as part of a Learning Network Schools model to support schools and settings to realise the Curriculum for Wales within their context. Estyn inspections of nine primary and two secondary schools indicate that most schools have a clear vision for the curriculum.

The second year of implementation of the ten-year Welsh in Education Strategic Plan (WESP) is being undertaken. A five-year plan has been submitted to Welsh Ministers outlining more detailed targets. Progress has been made on the expansion of provision of Welsh medium education. Additional Welsh Government funding has been secured for three years to continue the immersion class in Y Ffin and extend this provision in other areas of the county. A seedling school in Monmouth town is being established, called Ysgol Gymraeg Trefynwy along with a Cylch Meithrin which will open in September 2024. Places will be available for pupils in nursery, reception, and year 1 with admission applications now being received and governors being recruited. Further progress is still to be made or not yet started on other outcomes in the plan.

A truly inclusive educational system that recognises learners' starting points, strengths and educational needs

In line with Welsh Government changes to accountability, aggregated data is not used at a local authority level to report on school performance. A challenge system is in place working with the EAS to evaluate the performance of individual school and supporting and challenging individual schools with their improvement.

A level of assurance has not been able to be obtained on the progress of schools because the council's ability (and that of the EAS) to see first-hand evidence has been restricted by the pandemic and more recently by the action short of strike. Reliance has been placed upon Estyn inspections to provide evidence of the standards in schools. The feedback from the eleven inspections across Monmouthshire since their return in 2022 shows a developing picture of strengths in provision.

A restructure has been undertaken and a broader Inclusion Team has been created that has meant that delivery of the Additional Learning Need (ALN) Strategy, which aims to build sustainable and resilient provision, is embedded as part of interconnected strategies and related toolkits, resources and policies for ALN, relationships, children looked after and reducing exclusions. The team have worked collaboratively to ensure all schools and early years settings were prepared for their new responsibilities under the Act through targeted training and regular online Q&A sessions. A framework is being developed for the management of specialist resource bases (SRB) provision which ensures a consistent, equitable approach across all settings.

Continue our programme of school modernisation

Work has progressed well with construction of the new King Henry VIII all-through school in Abergavenny. The new building will be net zero in line with our commitment to decarbonise our operations. The school replaces Deri View Primary School and King Henry VIII Comprehensive School and will have the capacity for 1,200 secondary school age pupils, 420 primary age pupils and 200 places for post 16 education. There will also be suitable accommodation for 71 pupils with complex neurodevelopmental and learning needs within the school. It is anticipated that the development of this school will reduce the number of pupils attending an out of county secondary school. The school is scheduled to open in autumn 2024.

Secondary school catchment areas have been reviewed and are in place for the current admission round. This means that young people in Usk now have improved access to be able to attend a secondary within the county. Primary catchment areas are currently being reviewed with a member workshop to held in June 2023 and details of the review being developed to be reported to cabinet.

A cluster review is underway to establish the most appropriate way to develop education in the Chepstow area. The review will look at all education aspects as well as the education estate in the area. This has been delayed due to officer capacity, proposals will be shared and discussed with members in February 2024.

Well-being of Future Generations Act impact

Contribution of Council goal to Future Generations Act Well-being Goals

Prosperous Wales	Resilient Wales	Healthier Wales	More equal Wales	Wales of cohesive communities	Vibrant culture and thriving Welsh Language	Globally responsible Wales
✓		✓	✓		✓	



Well-being Objective: A Learning Place




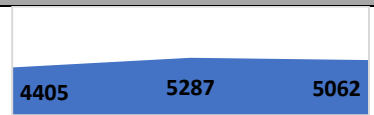




The long-term nature of this goal is intrinsic to its success. Working with and involving children and young people, as early as possible, to identify their needs will give them the best chance of achieving their maximum potential. Preventing problems before they start will provide our young people with the best chance to develop. Using a collaborative approach and aligning services provides a rounded resource that works in harmony for the young person. Overall, this approach integrates the needs of our young people, ensuring they have the best opportunity to achieve their goals.

Measure	Previous	Latest	Target for 2023/24	Comment
Percentage pupil attendance at primary level (figure for those eligible for free school meals shown in brackets)	92.9% (89.3%)	94.5% (91.5%)	94.6% (92.6%)	Previous is 2022/23 academic year. Current is up to October half-term 2023/24 academic year. The most recent data indicates that primary schools have already reached the target for 2026/27. However, the period of this data capture is for the first half-term of the school year where attendance is less likely to be affected by school holidays and illness. The overall target reflects the variation normally seen across an average year. Welsh Government have not yet reintroduced statutory attendance targets for 2023/24 and local targets have not been confirmed with school leaders due to action short of strike. Target will be reviewed when local targets are set to inform the overall target.












Percentage pupil attendance at secondary level (figure those eligible for free school meals shown in brackets)	88.1% (78.7%)	89.6% (80.8%)	91.2% (82.4%)	Previous is 2022/23 academic year. Current is up to October half-term 2023/24 academic year. The most recent data capture shows that attendance is significantly below pre-pandemic levels in secondary schools. The gap between those eligible for free school meals (eFSM) and those not has increased to 8.8 pp. This is because eFSM pupils, are more likely to have other vulnerabilities which makes a return to school more difficult. Many of these pupils have a range of needs and the time taken to ensure a successful return is much longer post pandemic.
Number of permanent exclusions across primary and secondary schools	12	5	<5	
Total number of enrolments by adult learners on community education courses including Coleg Gwent franchise courses	663	560	718	Previous is 2021/22, latest is 2022/23.










Appendix 2 – Latest update on the longer-term measures in Community & Corporate Plan 2022-2028

The table below provides the latest data on measures that are being tracked to inform the work in the plan. We want to see positive movement in these measures but they are things where our input is only part of a much bigger picture and so we are not able to set targets against them.

Longer term measures in Community & Corporate Plan 2022-2028	Trend	Latest
A Fair place to live		
Percentage of children living in relative low-income families ^{xviii}		17.4
Percentage of people living in households in material deprivation ^{xix}		8
Difference in average pay between men and women working in the county		85.4
A Green place to live		
Food waste captured from the waste stream and sent to Anaerobic Digestion (tonnes)		5,062
Average annual residual waste produced per person (kilograms) ^{xx}		125.39
Average level of nitrogen dioxide pollution in the air ($\mu\text{g}/\text{m}^3$), measured at Air Quality Management Areas in Monmouthshire ^{xxi}		6
Number of properties at medium or high risk of flooding ^{xxii}	Trend data not available	1825
Percentage of the Special Area of Conservation river catchment waterbodies that fail the phosphorus targets ^{xxiii}	Trend data not available	88 for Usk 67 for Wye
A Thriving and Ambitious place		
Average hourly town centre footfall ^{xxiv}		288
Percentage of vacant town centre premises ^{xxv}		10.9

Longer term measures in Community & Corporate Plan 2022-2028	Trend	Latest														
Number of rail passengers using Monmouthshire train stations ^{xxvi}	<table border="1"> <tr><th>Year</th><td>2017</td><td>2018</td><td>2019</td><td>2020</td><td>2021</td><td>2022</td></tr> <tr><th>Passengers</th><td>1.04m</td><td>1.01m</td><td>198k</td><td>625k</td><td></td><td></td></tr> </table>	Year	2017	2018	2019	2020	2021	2022	Passengers	1.04m	1.01m	198k	625k			625,374
Year	2017	2018	2019	2020	2021	2022										
Passengers	1.04m	1.01m	198k	625k												
Motor vehicle traffic by local authority (million miles) ^{xxvii}	<table border="1"> <tr><th>Year</th><td>2017</td><td>2018</td><td>2019</td><td>2020</td><td>2021</td><td>2022</td></tr> <tr><th>Traffic (million miles)</th><td>938</td><td>955.3</td><td>705.1</td><td>802.6</td><td>896.1</td><td></td></tr> </table>	Year	2017	2018	2019	2020	2021	2022	Traffic (million miles)	938	955.3	705.1	802.6	896.1		896.1
Year	2017	2018	2019	2020	2021	2022										
Traffic (million miles)	938	955.3	705.1	802.6	896.1											
Gross disposable household income per head (£) ^{xxviii}	<table border="1"> <tr><th>Year</th><td>2017</td><td>2018</td><td>2019</td><td>2020</td><td>2021</td><td>2022</td></tr> <tr><th>Income (£)</th><td>20.9k</td><td>22.1k</td><td>21.6k</td><td>22.7k</td><td></td><td></td></tr> </table>	Year	2017	2018	2019	2020	2021	2022	Income (£)	20.9k	22.1k	21.6k	22.7k			22,720
Year	2017	2018	2019	2020	2021	2022										
Income (£)	20.9k	22.1k	21.6k	22.7k												
A Safe Place to Live																
Median house prices compared to median workplace-based earnings ^{xxix}	<table border="1"> <tr><th>Year</th><td>2017</td><td>2018</td><td>2019</td><td>2020</td><td>2021</td><td>2022</td></tr> <tr><th>Ratio</th><td>8.66</td><td>8.74</td><td>8.59</td><td>10.38</td><td>9.24</td><td></td></tr> </table>	Year	2017	2018	2019	2020	2021	2022	Ratio	8.66	8.74	8.59	10.38	9.24		9.24
Year	2017	2018	2019	2020	2021	2022										
Ratio	8.66	8.74	8.59	10.38	9.24											
Number of additional units of affordable housing delivered in the year ^{xxx}	<table border="1"> <tr><th>Year</th><td>2017</td><td>2018</td><td>2019</td><td>2020</td><td>2021</td><td>2022</td></tr> <tr><th>Units</th><td>35</td><td></td><td></td><td></td><td></td><td>48</td></tr> </table>	Year	2017	2018	2019	2020	2021	2022	Units	35					48	48
Year	2017	2018	2019	2020	2021	2022										
Units	35					48										
Rate of households unintentionally homeless and in priority need per 10,000 households	<table border="1"> <tr><th>Year</th><td>2017</td><td>2018</td><td>2019</td><td>2020</td><td>2021</td><td>2022</td></tr> <tr><th>Rate</th><td>11</td><td>4</td><td>4</td><td>19</td><td>60</td><td>65</td></tr> </table>	Year	2017	2018	2019	2020	2021	2022	Rate	11	4	4	19	60	65	65.42
Year	2017	2018	2019	2020	2021	2022										
Rate	11	4	4	19	60	65										
Percentage of social housing allocated to homeless households	<table border="1"> <tr><th>Year</th><td>2017</td><td>2018</td><td>2019</td><td>2020</td><td>2021</td><td>2022</td></tr> <tr><th>Percentage</th><td>23.4</td><td>20</td><td>39</td><td>46.7</td><td>62</td><td>58</td></tr> </table>	Year	2017	2018	2019	2020	2021	2022	Percentage	23.4	20	39	46.7	62	58	58
Year	2017	2018	2019	2020	2021	2022										
Percentage	23.4	20	39	46.7	62	58										
Average carbon emissions per capita in Monmouthshire (tonnes) ^{xxxi}	<table border="1"> <tr><th>Year</th><td>2017</td><td>2018</td><td>2019</td><td>2020</td><td>2021</td><td>2022</td></tr> <tr><th>Emissions (tonnes)</th><td>9.7</td><td>9.7</td><td>8.7</td><td>9.1</td><td></td><td></td></tr> </table>	Year	2017	2018	2019	2020	2021	2022	Emissions (tonnes)	9.7	9.7	8.7	9.1			9.1
Year	2017	2018	2019	2020	2021	2022										
Emissions (tonnes)	9.7	9.7	8.7	9.1												
Rate of anti-social behaviour incidents per 1,000 population	<table border="1"> <tr><th>Year</th><td>2017</td><td>2018</td><td>2019</td><td>2020</td><td>2021</td><td>2022</td></tr> <tr><th>Rate</th><td>10.91</td><td>10.56</td><td>31.03</td><td>13.89</td><td>10.56</td><td></td></tr> </table>	Year	2017	2018	2019	2020	2021	2022	Rate	10.91	10.56	31.03	13.89	10.56		10.56
Year	2017	2018	2019	2020	2021	2022										
Rate	10.91	10.56	31.03	13.89	10.56											
Number of rapes and sexual offences committed ^{xxxii}	<table border="1"> <tr><th>Year</th><td>2017</td><td>2018</td><td>2019</td><td>2020</td><td>2021</td><td>2022</td></tr> <tr><th>Number</th><td>99</td><td></td><td></td><td></td><td></td><td>200</td></tr> </table>	Year	2017	2018	2019	2020	2021	2022	Number	99					200	200
Year	2017	2018	2019	2020	2021	2022										
Number	99					200										
Percentage of people feeling safe at home, walking in the local area, and when travelling ^{xxxiii}	<table border="1"> <tr><th>Year</th><td>2017</td><td>2018</td><td>2019</td><td>2020</td><td>2021</td><td>2022</td></tr> <tr><th>Percentage</th><td>81</td><td></td><td></td><td></td><td></td><td>75</td></tr> </table>	Year	2017	2018	2019	2020	2021	2022	Percentage	81					75	75
Year	2017	2018	2019	2020	2021	2022										
Percentage	81					75										

Longer term measures in Community & Corporate Plan 2022-2028	Trend	Latest
Percentage of homes that have an energy efficiency rating of C or above ^{xxxiv}	 <p>43.4 49.2 50.45</p>	50.45
The percentage of those referred to the youth offending service who subsequently re-offend	 <p>35.9 15.8 18.6 12.5</p>	12.5
A Connected Place Where People Care		
Percentage of children supported to remain living with their family (not including children looked after)	 <p>57.5 58.6 59.8 61.1 62.6</p>	62.6
Number of children who are rehabilitated after a period of being looked after	 <p>18 19 15 9</p>	9
Percentage of people who are lonely ^{xxxv}	 <p>17 11 13 12</p>	12
Percentage of people satisfied with their ability to get to/ access the facilities and services they need ^{xxxvi}	 <p>79 88 86</p>	86
Percentage of people satisfied with local area as a place to live ^{xxxvii}	 <p>92 84 95</p>	95
Healthy life expectancy at birth (women) ^{xxxviii}	 <p>66.1 69.3</p>	69.3
Healthy life expectancy at birth (men) ^{xxxix}	 <p>66.4 68.7</p>	68.7
Life expectancy at birth (women) ^{xl}	 <p>84.4 84.6</p>	84.6
Life expectancy at birth (men) ^{xli}	 <p>81.5 81.6</p>	81.6

Longer term measures in Community & Corporate Plan 2022-2028	Trend	Latest
Percentage of people participating in sporting activities three or more times a week ^{xliii}		43
Percentage of people who attend or participate in arts culture or heritage activities three or more times a year ^{xliiii}		79
Number of carers and young carers supported by the carers team		169
Number of job vacancies in social care workforce		32
A Learning place		
Rate of fixed term exclusions of less than 5 days per thousand pupils (days) -Primary Pupils ^{xliv}		15.9
Rate of fixed term exclusions of less than 5 days per thousand pupils (days) -Secondary Pupils		191
Rate of fixed term exclusions of more than 5 days per thousand pupils (days) -Primary Pupils		0.3
Rate of fixed term exclusions of more than 5 days per thousand pupils (days) -Secondary Pupils		5.1
Percentage of adults with qualifications at Level 4 and above of the National Qualifications Framework		52.6

-
- ⁱ This measures primary school pupils who have access to Universal Free Primary Schools rather than the number of pupils who are eligible for free school meals
- ⁱⁱ The National Exercise Referral Scheme is an evidence-based health intervention incorporating physical and behavioural change to support clients to make a lifestyle change to improve both health and wellbeing
- ⁱⁱⁱ National Survey for Wales - <https://www.gov.wales/national-survey-wales>
- ^{iv} Make Your Mark: Monmouthshire's Local Ballot is an annual consultation for young people ages 11-25. See <https://www.monlife.co.uk/connect/youth-service/make-your-mark/make-your-mark-monmouthshire/> for more details
- ^v National Survey for Wales - <https://www.gov.wales/national-survey-wales>
- ^{vi} Disability Confident is a UK Government scheme designed to encourage employers to recruit and retain disabled people and those with health conditions.
- ^{vii} Measured by the Annual Population Survey for Wales. While this is not considered as accurate as the Census, it has the benefit of being updated more frequently allowing the authority to track progress.
- ^{viii} This includes both emissions from the council's operations and land-based and supply chain operations
- ^{ix} Active travel means getting about in a way that makes you physically active, like walking or cycling. It usually means short journeys, like walking to the shops or school or cycling to work.
- ^x Amount of municipal, or 'everyday' waste, sent to be recycled, reused or composted as a percentage of total waste generated. [Annual reuse/recycling/composting rates by local authority \(gov.wales\)](#)
- ^{xi} Measured using the STEAM model which is a tourism economic impact modelling process
- ^{xii} Percentage of Year 11 school leavers who are NEET. [Pupil destinations | Careers Wales \(gov.wales\)](#)
- ^{xiii} Adult Social Care Service User Questionnaire
- ^{xiv} MonGames is a skills and sports activity programme, usually run in the school holidays, aimed at children aged between 5-11
- ^{xv} This is externally grant funded so risk that this model could change or stop
- ^{xvi} Active Play is a two-hour programme designed for children aged between 5-11 where they are able to take part in a range of physical activities and also arts and crafts
- ^{xvii} Adult Social Care Service User Questionnaire
- ^{xviii} Relative low income refers to people living in households with income below 60% of the median in that year
- ^{xix} Material deprivation is a measure of living standards. A person is considered to be living in material deprivation if they are unable to access a certain number of goods or services. Further information can be found here: [Material deprivation and low income | GOV.WALES](#)
- ^{xx} [Annual residual household waste produced per person \(kilograms\) by local authority \(gov.wales\)](#)
- ^{xxi} [Air Quality Indicators, by Local Authority \(gov.wales\)](#)
- ^{xxii} Measures combined numbers at risk from rivers, tidal and surface water. Source: <https://statswales.gov.wales/Catalogue/Environment-and-Countryside/Flooding> High Risk; Greater than or equal to 1 in 30 (3.3%) chance in any given year. Data in baseline is for 2019.
Medium Risk; Less than 1 in 30 (3.3%) but greater than or equal to 1 in 100 (1%) chance in any given year for rivers and surface water flooding and less than 1 in 30 (3.3 per cent) but greater than or equal to 1 in 200 (0.5 per cent) for the sea.
Low Risk; Less than 1 in 100 (1%) for rivers and surface water flooding and 1 in 200 (0.5 per cent) for the sea but greater than or equal to 1 in 1,000 (0.1%) chance in any given year.
- ^{xxiii} Compliance Assessment of Welsh River SACs against Phosphorus Targets Report No: 489. <https://naturalresources.wales/evidence-and-data/research-and-reports/water-reports/compliance-assessment-of-welsh-river-sacs-against-phosphorus-targets/?lang=en>

-
- xxiv <https://www.monmouthshire.gov.uk/planning-policy/annual-monitoring/retail/>
- xxv <https://www.monmouthshire.gov.uk/planning-policy/annual-monitoring/retail/>
- xxvi Measure of entries and exits. Source: <https://dataportal.orr.gov.uk/statistics/usage/estimates-of-station-usage>
- xxvii https://assets.publishing.service.gov.uk/government/uploads/system/uploads/attachment_data/file/1144656/tra8902.ods
- xxviii Gross Disposable Household Income (GDHI) is the amount of money individuals or households have for spending or saving. [Gross Disposable Household Income by area and measure \(gov.wales\)](#)
- xxix [House price to workplace-based earnings ratio - Office for National Statistics \(ons.gov.uk\)](#)
- xxx This includes new leased accommodation, conversion of existing properties, acquisition of existing properties for this purpose and those brought back into use and funded through the social housing grant. It differs from planning data which is focused on new builds and those granted planning permission
- xxxi Includes territorial emissions of carbon dioxide (CO2), methane (CH4) and nitrous oxide (N2O). Source: <https://www.gov.uk/government/statistics/uk-local-authority-and-regional-greenhouse-gas-emissions-national-statistics-2005-to-2020>
- xxxii Source: Gwent Police
- xxxiii National Survey for Wales - <https://www.gov.wales/national-survey-wales>
- xxxiv [Energy efficiency of Housing, England and Wales, local authority districts - Office for National Statistics \(ons.gov.uk\)](#)
- xxxv National Survey for Wales - <https://www.gov.wales/national-survey-wales>
- xxxvi [Percentage of people satisfied with their ability to get to/access facilities and services they need \(gov.wales\)](#)
- xxxvii National Survey for Wales - <https://www.gov.wales/national-survey-wales>
- xxxviii Healthy Life Expectancy is the number of years lived in self-assessed good health
- xxxix Healthy Life Expectancy is the number of years lived in self-assessed good health
- xl Source: <https://www.infobasecymru.net/IAS/themes/healthandsocialcare/generalhealth/tabular?viewId=47&geold=1&subsetId=>
- xli <https://www.infobasecymru.net/IAS/themes/healthandsocialcare/generalhealth/tabular?viewId=47&geold=1&subsetId=>
- xlii National Survey for Wales - <https://www.gov.wales/national-survey-wales>
- xliii National Survey for Wales - <https://www.gov.wales/national-survey-wales>
- xliv Exclusions are split by the length/type of exclusion, into 3 categories: i) Fixed term exclusions: 5 days or less; ii) Fixed term exclusions: over 5 days iii) Permanent exclusions. These are measured for all pupils and those eligible for free school meals. Further detail can be found at <https://www.gov.wales/sites/default/files/pdf-versions/2022/10/4/1666254621/permanent-and-fixed-term-exclusions-schools-september-2020-august-2021.pdf>